



District Report Card: 2017


State: Uttarakhand	District: Garhwal
Class: 8	Subject: Mathematics
Schools: 51	Students: 889


Participation/Coverage


Students

 GENDER	Boys		Girls	
	Number	%	Number	%
	437	49.16	452	50.84

 AREA	Rural		Urban	
	Number	%	Number	%
	820	92.24	69	7.76

 CATEGORY	SC		ST		OBC		GEN	
	Number	%	Number	%	Number	%	Number	%
	252	28.35	1	0.11	47	5.29	589	66.25

 CWSN	LD	VI	HI	S&LD	ID	Oth
	2	0	1	1	2	1

 Management	Government		Government-aided	
	Number	%	Number	%
	673	75.70	216	24.30

Average Performance of Students in Mathematics (%)

Overall	Gender		Area		Management		Social Group			
	Male	Female	Rural	Urban	Govt.	Aided	SC	ST	OBC	GEN
45.71	46.50	44.96	44.24	63.29	44.66	49.01	41.38	20.00	56.31	46.77

Performance on Learning Outcomes (LOs)

Learning Outcomes	Description	Average Performance(%)
M601	Solves problems involving large numbers by applying appropriate operations	47.42
M606	Solves problems on daily life situations involving addition and subtraction of fractions / decimals	48.99
M620	Finds out the perimeter and area of rectangular objects in the surroundings like floor of the class room, surfaces of a chalk box etc.	52.02
M621	Arranges given/collected information in the form of table, pictograph and bar graph and interprets them	42.02
M702	Interprets the division and multiplication of fractions	43.64
M705	Solves problems related to daily life situations involving rational numbers	39.03
M706	Uses exponential form of numbers to simplify problems involving multiplication and division of large numbers	43.69
M707	Adds/subtracts algebraic expressions	56.13
M710	Solves problems related to conversion of percentage to fraction and decimal and vice versa	37.39
M717	Finds out approximate area of closed shapes by using unit square grid/graph sheet	38.88
M719	Finds various representative values for simple data from her/his daily life contexts like mean, median and mode	52.02
M721	Interprets data using bar graph	57.88
M801	Generalizes properties of addition, subtraction, multiplication and division of rational numbers through patterns	42.34
M802	Finds rational numbers between two given rational numbers	43.69
M803	Proves divisibility rules of 2, 3, 4, 5, 6, 9 and 11	53.26
M804	Finds squares, cubes, square roots and cube roots of numbers using different methods	49.32
M808	Uses various algebraic identities in solving problems of daily life	43.92
M812	Verifies properties of parallelogram and establishes the relationship between them through reasoning	40.93
M818	Finds surface area and volume of cuboidal and cylindrical object	23.65
M819	Draws and interprets bar charts and pie charts	43.19

Range of Performance of Students who Answered Correctly							
Below 30%		30% - 50%		50% - 75%		Above 75%	
Number	%	Number	%	Number	%	Number	%
275	30.93	232	26.10	272	30.60	110	12.37

Lowest Performing Learning Outcomes (LOs)

- 1 - Finds surface area and volume of cuboidal and cylindrical object (23.65)
- 2 - Solves problems related to conversion of percentage to fraction and decimal and vice versa (37.39)
- 3 - Finds out approximate area of closed shapes by using unit square grid/graph sheet (38.88)

4 - Solves problems related to daily life situations involving rational numbers (39.03)

5 - Verifies properties of parallelogram and establishes the relationship between them through reasoning (40.93)